

Market Operator's Quarterly Performance Report

January - March 2024



Contents

Executive Summary.....	4
1 Joining and Terminating Parties and Units	5
1.1 Balancing Market	5
1.2 Termination of Participants.....	7
1.3 Suspension of Participants	7
2 Trading and Settlement Code Breaches	5
3 Balancing Market Settlements.....	9
3.1 Indicative and Initial Settlement Runs (includes daily BALIMB, MO and CRM).....	9
3.2 Settlement Documents	10
3.3 M+4, M+13 and Ad-hoc Resettlement.....	11
3.4 Credit Reports Publications.....	12
4 Financial Statistics	12
4.1 Cash Flow positions for Balancing Market, Capacity Market and Market Operator Charges.....	13
4.2 Financial Changes between Initial Settlement and Subsequent Reruns	14
5 Query Management.....	18
5.1 General Queries	18
5.2 Settlement Queries	19
5.3 Disputes.....	19
6 Imbalance Price.....	20
6.1 Imbalance Price.....	20
6.2 Exchange Rate	24
6.3 Imbalance Price Generation and Backup Price	25
7 Modifications	27
7.1 Balancing Market – Trading & Settlement Code Modification Management	27
7.2 Balancing Market - Modifications Process Development.....	28
8 SEMO KPI Quarterly Update – Storage Technology Facilitation.....	29
9 Central Systems.....	29
9.1 System Releases	30
9.2 System Availability	30
9.3 Known Issues Report.....	30

9.4 Limited Communication Failure (LCF), General Communication Failure (GCF) and General System Failure (GSF).....	30
10 Appendix A: Trading and Settlement Code Breaches.....	31
11 Appendix B: Historical Settlement Information.....	34
12 Appendix C: Settlement Publication Timings.....	36
13 Appendix D: List of Queries by Type	42

Executive Summary

On 1 October 2018 the revised Single Electricity Market (SEM) went live and is now the enduring operational electricity market in Ireland and Northern Ireland.

This Single Electricity Market Operator's (SEMO) performance report covers the months of January, February and March 2024 of operation and is published in accordance with section B.16.2 of the Trading and Settlement Code and the SEM Committee decision paper issued for the Legacy SEM market.

During this period:

- 3 new Parties joined the market, 5 units de-registered and 18 new Units registered in the market.
- 12 out of 13 Settlement Documents issued on time.
- There were 8 late publications of Indicative and 2 late publications of Initial Settlement runs as per the Trading and Settlement Code timelines.
- There were 12 payment defaults by 9 Participants.
- There were 11 Credit defaults by 2 Participant as per the Trading and Settlement code timelines.
- There was 1 Balancing Market Modification Committee meeting as required by the Trading and Settlement code plus two additional Industry calls.
- Between January and March, two Modifications proposals were discussed, and one RA decision was received.
- 466 general queries were received, and 474 general queries were resolved, with 17 in progress as of 31st of March 2024.

SEMO welcomes all comments on the contents of this report. Comments should be sent preferably in email format to info@sem-o.com. The intention is for SEMO and the Regulatory Authorities to consult on the framework for reporting based on comments and feedback received and to implement any revisions where necessary.

1 Joining and Terminating Parties and Units

1.1 Balancing Market

3 new Parties went effective in the Market between 01 January 2024 to 31 March 2024:

Party Name	Party ID	Effective date
EP NI Energy Limited	PY_034134	09/01/2024
JWM Energia sp. z o.o.	PY_034161	24/01/2024
Trisolaris AG	PY_034170	17/01/2024

Table 1 – Parties who joined the market: January – March 2024

18 new Units went effective in the Market between 01 January 2024 to 31 March 2024

Party Name	Party ID	Participant ID	Unit ID	Effective Date
Bord Gais Energy Limited	PY_000027	PT_400028	GU_406560	10/01/2024
ESB	PY_000030	PT_400030	GU_404920	10/01/2024
ESB	PY_000030	PT_400030	SU_400393	10/01/2024
iPower Solutions Limited	PY_000093	PT_402574	DSU_403650	13/03/2024
iPower Solutions Limited	PY_000093	PT_402574	SU_400364	13/03/2024
Endeco - Wirelite Sensors Limited	PY_000126	PT_400133	AU_400157	28/02/2024
Captured Carbon Limited	PY_000146	PT_500112	GU_504230	14/02/2024
Microsoft Ireland Energy Limited	PY_000176	PT_400220	GU_406520	17/01/2024
Microsoft Ireland Energy Limited	PY_000176	PT_400220	GU_406580	24/01/2024

Statkraft Markets GmbH	PY_034046	PT_402540	GU_406570	13/03/2024
Statkraft Markets GmbH	PY_034046	PT_402540	GU_406540	27/03/2024
Convex Energy GmbH	PY_034067	PT_402558	AU_400153	17/01/2024
Convex Energy GmbH	PY_034067	PT_402558	AU_400154	17/01/2024
Convex Energy GmbH	PY_034067	PT_402558	AU_400155	17/01/2024
EP NI ENERGY LIMITED	PY_034134	PT_502539	GU_504110	10/01/2024
EP NI ENERGY LIMITED	PY_034134	PT_502539	GU_504120	27/03/2024
JWM Energia sp. z o.o.	PY_034161	PT_502548	AU_500133	24/01/2024
Trisolaris AG	PY_034170	PT_502555	AU_500139	17/01/2024

Table 2 – Registrations: January – March 2024

5 units De-Registered from the Market between 01 January 2024 to 31 March 2024:

Party Name	Party ID	Participant ID	Unit ID	Effective date
LCC POWER LIMITED	PY_000099	PT_500057	GU_503310	14/02/2024
Statkraft Markets GmbH	PY_034046	PT_402540	GU_405900	17/01/2024
Convex Energy GmbH	PY_034067	PT_402558	AU_400139	17/01/2024
Convex Energy GmbH	PY_034067	PT_402558	AU_400140	17/01/2024
Convex Energy GmbH	PY_034067	PT_402558	AU_400150	17/01/2024

Table 3 – De-Registrations: January- March 2024

1.2 Termination of Participants

There were no terminating parties between 01 January 2024 to 31 March 2024.

1.3 Suspension of Participants

No suspension orders were issued by the Market Operator 01 January 2024 to 31 March 2024.

2 Trading and Settlement Code Breaches

Breaches of the Trading and Settlement Code were noted in the following areas:

January 2024 Trading and Settlement Code Breaches			
Area		Major	Minor
Data Providers		-	2
Market Participants	Clearing	8	-
	Credit Risk Management	1	-
Market Operator	Balancing Market Settlement	-	3
	Clearing	-	-
	Credit Risk Management	4	-
Other			
Total		13	5
February 2024 Trading and Settlement Code Breaches			
Data Providers		-	-
Market Participants	Clearing	1	-
	Credit Risk Management	5	-
Market Operator	Balancing Market Settlement	-	2
	Clearing	-	-
	Credit Risk Management	-	-
Other			
Total		6	2
March 2024 Trading and Settlement Code Breaches			
Data Providers		-	2
Market Participants	Clearing	3	-
	Credit Risk Management	5	-
Market Operator	Balancing Market Settlement	1	5
	Clearing	-	-
	Credit Risk Management	-	-
Other			
Total		9	7

Table 4 – Trading and Settlement Code Breaches: January – March 2024

Further details of each of the Trading and Settlement Code breaches noted above are set out in **Appendix A**.

Key:

- Major Breach - late publishing of settlement documents, default notices issued for non-payment or similar.
- Minor Breach - deadlines not met, but no financial implication to Participants. This includes late posting of settlement runs.

3 Balancing Market Settlements

3.1 Indicative and Initial Settlement Runs (includes daily BALIMB, MO and CRM)

For Historical information please see **Appendix B** – Historical Settlement Information.

The following series of tables and graphs represents the publications of Indicative and Initial Settlement runs. Every working day SEMO is obliged to issue Indicative and Initial settlement run statements.

Settlement Runs completed October 01/01/2024 – 31/01/2024		
	Indicative	Initial
On Time	28	31
Same Day Late	0	0
> 1 Day Late	3	0
Total runs	31	31
Settlement Runs completed November 01/02/2024 – 29/02/2024		
On Time	28	28
Same Day Late	0	1
> 1 Day Late	1	0
Total runs	29	29
Settlement Runs completed December 01/03/2024 – 31/03/2024		
On Time	27	30
Same Day Late	4	0
> 1 Day Late	0	1
Total runs	31	31

Table 5 - Settlement Runs Completed: January – March 2024

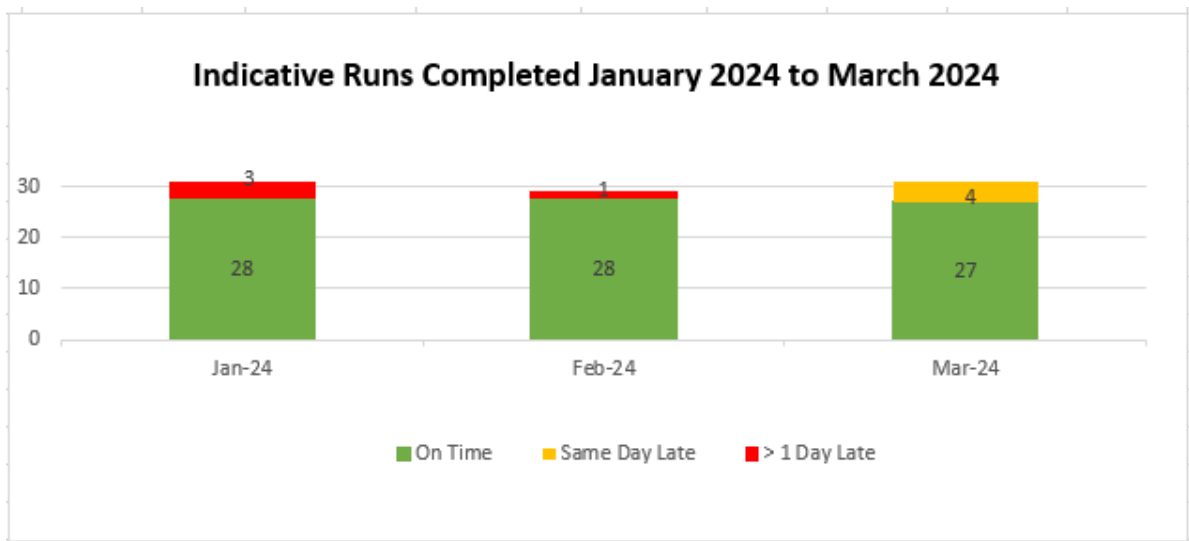


Figure 1 - Indicative Settlement Runs Completed

Further details on publication times can be found in **Appendix C**.

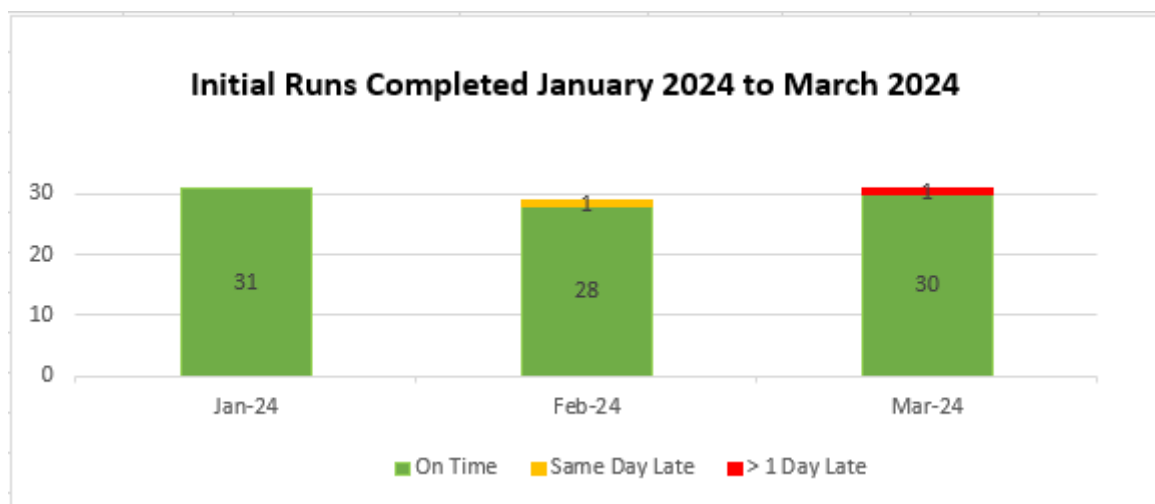


Figure 2 - Initial Settlement Runs Completed

Further details on publication times can be found in **Appendix C**.

3.2 Settlement Documents

The following table represents the publications of Initial Settlement Documents. SEMO is obliged to issue initial Settlement Documents 5 working days after the last day of the billing period.

Settlement Documents Completed			
	January 2024 No. of Weeks	February 2024 No. of Weeks	March 2024 No. of Weeks
On Time	5	4	3
Same Day Late	0	0	0
>1 Day Late	0	0	1
Total Runs	5	4	4

Table 6 - Settlement Documents completed: January - March 2024

SD Due Date	SD Issue	SD business days delayed	Additional publication timeline impacts	Issue resolution status
25/03/2024	Settlement Document (SD) creation error caused by Vat Registration data issue submitted into Settlements systems for one PT, which impacted SD vat values for all market participants.	1 Day	Payments In/Out had to be adjusted by one day out for revised Settlement Document publication date.	Vat type was manually corrected in the systems for the one PT, which allowed the Settlement Documents to be published on the 26/03/2024 . Registration "Data script" also deployed to resolve the issue.

3.3 M+4, M+13 and Ad-hoc Resettlement

The following tables represents the publications of Resettlement runs for the months of January, February, and March 2024.

Resettlement Runs for Operational Dates January 01/01/2024 – 31/01/2024			
Resettlement Run	Number Billing Periods Resettled	Resettlement Period Start Date	Resettlement Period End Date
M+4	5	27/08/2023	30/09/2023
M+13	5	27/11/2022	31/12/2022
Ad-Hoc	1	19/11/2023	25/11/2023
Resettlement Runs for Operational Dates February 01/02/2024 - 29/02/2024			
M+4	4	01/10/2023	28/10/2023
M+13	4	01/01/2023	28/01/2023
Ad-Hoc	3	05/01/2020	11/01/2020
		06/12/2020	19/12/2020
Resettlement Runs for Operational Dates March 01/03/2024 - 31/03/2024			
M+4	4	29/10/2023	25/11/2023
M+13	4	29/01/2023	25/02/2023
Ad-Hoc	8	03/01/2021	09/01/2021
		21/02/2021	27/02/2021
		11/07/2021	24/07/2021
		01/08/2021	07/08/2021
		22/08/2021	28/08/2021
		12/09/2021	18/09/2021
		17/10/2021	23/10/2021

Table 7 – Resettlement Runs for Operational Periods: January – March 2024

3.1 Credit Reports Publications

January 2024: 49 Credit reports published on time, out of an expected 53 Credit reports.

February 2024: 52 Credit reports published on time, out of an expected 52 Credit reports.

March 2024: 49 Credit reports published on time, out of an expected 49 Credit reports.

Credit Report Summary			
	January 2024	February 2024	March 2024
Published	53	52	49
Delayed	-	-	-
Not Published	4	-	-

Table 8 – Credit Report Summary: January – March 2024

4 Financial Statistics

4.1 Cash Flow positions for Balancing Market, Capacity Market and Market Operator Charges

The Balancing Market reflects actions taken by the TSOs to keep the system balanced, for example, for differences between the market schedule and actual system demand. It determines the imbalance settlement price for settlement of these balancing actions. This includes any uninstructed deviations from a participant's notified ex-ante position.

- Positive values indicate Payments were greater than Charges
- Negative values indicate Charges were greater than Payments
- All figures are in Euro

All data displayed in this section displays Initial data from 01 January 2024 to 31 March 2024:

Balancing Market Cash Flow Position				
Component	January	February	March	Total
CDISCOUNT	14,732,028	11,299,677	14,537,027	40,568,733
CPREMIUM	12,373,886	14,465,435	12,715,797	39,555,118
CFC	5,798,450	9,248,646	8,269,727	23,316,823
CIMB	10,669,136	-204,560	4,612,435	15,077,011
CSOCDIFFP	535,200	489,589	501,162	1,525,952
CABBPO	-3,966	2,238	10,043	8,315
CTEST	0	0	-8,824	-8,824
CDIFFCWD	-12,697	-40,739	-19,116	-72,552
CCA	-100,291	-95,400	-94,770	-290,461
CAOPO	-95,311	-319,389	-449,520	-864,220
CCURL	138,788	-793,907	-434,706	-1,089,825
CUNIMB	-544,066	-431,121	-538,480	-1,513,667
CREV	-2,841,734	-2,652,732	-2,552,556	-8,047,022
CIMP	-39,883,769	-37,936,753	-37,705,104	-115,525,626
Grand Total	765,655	-6,969,015	-1,156,885	-7,360,244

Table 9 - Balancing Market Cash Flow Position: January – March 2024

The Capacity Market is designed to help ensure that the generation capacity in Ireland and Northern Ireland (including Storage, Demand Side Units and Interconnector capacity) is sufficient to meet demand and that the regulatory approved generation adequacy standard is satisfied.

Capacity Market Cash Flow Position				
Component	January	February	March	Total
CCP	30,457,883	28,489,298	30,678,154	89,625,335
CCC	-41,169,243	-37,660,720	-38,550,951	-117,380,914
Total	-10,711,360	-9,171,422	-7,872,797	-27,755,579

Table 10 - Capacity Market Cash Flow Position: January – March 2024

Market Operator charges are used to recover the costs of administering the market:

Market Operator Charges				
Component	January	February	March	Total
CMOAV	-2,515	-2,519	-2,526	-7,559
CMOAU	-101,426	-102,612	-103,170	-307,209
CVMO	-2,074,953	-1,905,318	-1,961,836	-5,942,108
Total	-2,178,895	-2,010,449	-2,067,533	-6,256,877

Table 11 - Market Operator Charges: January – March 2024

4.2 Financial Changes between Initial Settlement and Subsequent Reruns

Please see below tables outlining which weeks were processed via resettlement in this quarter.

M+4 BALIMB Resettlement processing		
Operational Month	Billing week start	Billing week end
Jan	27/08/2023	02/09/2023
Jan	03/09/2023	09/09/2023
Jan	10/09/2023	16/09/2023
Jan	17/09/2023	23/09/2023
Jan	24/09/2023	30/09/2023
Feb	01/10/2023	07/10/2023
Feb	08/10/2023	14/10/2023
Feb	15/10/2023	21/10/2023
Feb	22/10/2023	28/10/2023
Mar	29/10/2023	04/11/2023
Mar	05/11/2023	11/11/2023
Mar	12/11/2023	18/11/2023
Mar	19/11/2023	25/11/2023

Table 12 – M+4 settlement weeks processed: January – March 2024

M+13 BALIMB Resettlement processing		
Operational Month	Billing week start	Billing week end
Jan	27/11/2022	03/12/2022
Jan	04/12/2022	10/12/2022
Jan	11/12/2022	17/12/2022
Jan	18/12/2022	24/12/2022
Jan	25/12/2022	31/12/2022
Feb	01/01/2023	07/01/2023
Feb	08/01/2023	14/01/2023
Feb	15/01/2023	21/01/2023
Feb	22/01/2023	28/01/2023
Mar	29/01/2023	04/02/2023
Mar	05/02/2023	11/02/2023
Mar	12/02/2023	18/02/2023
Mar	19/02/2023	25/02/2023

Table 13 – M+13 settlement weeks processed: January – March 2024

Adhoc BALIMB Resettlement processing		
Operational Month	Billing week start	Billing week end
Jan	19/11/2023	25/11/2023
Feb	05/01/2020	11/01/2020
Feb	06/12/2020	12/12/2020
Feb	13/12/2020	19/12/2020
Mar	03/01/2021	09/01/2021
Mar	21/02/2021	27/02/2021
Mar	11/07/2021	17/07/2021
Mar	18/07/2021	24/07/2021
Mar	01/08/2021	07/08/2021
Mar	22/08/2021	28/08/2021
Mar	12/09/2021	18/09/2021
Mar	17/10/2021	23/10/2021

Table 14 – Adhoc settlement weeks processed: January – March 2024

The tables below display the differences between the previous settlement run and the most recent resettlement run (either M+4, M+13 or Adhoc). The differences are then rolled up to the component charge level and combined for both M+4, M+13 and Adhoc.

Balancing Market Resettlement				
Component	January	February	March	Grand Total
CIMB	1,112,316	1,650,239	1,645,651	4,408,207
CFC	722,971	171,552	368,722	1,263,246
CIMP	323,772	263,589	365,014	952,375
CPREMIUM	114,032	3,528	621,508	739,069
CDISCOUNT	25,198	-107,140	499,964	418,021
CUNIMB	56,793	53,656	90,307	200,756
CAOPO	-19	0	4,128	4,109
CCA	430	325	406	1,161
CSOCDIFFP	0	0	352	352
CABBPO	778	-24	-725	29
CSHORTDIFFP	0	0	0	0
CDIFFCDA	0	0	0	0
CTEST	0	0	0	0
CEADSUIMB	0	0	0	0
CREIMDIFFP	0	0	0	0
CDIFFPDA	0	0	0	0
CDIFFCNP	0	0	0	0
CDIFFPID	0	0	0	0
CEADSUIDT	0	0	0	0
CDIFFPIMB	0	0	0	0
CEADSUDA	0	0	0	0
CCURL	121	-1,199	-11,886	-12,964
CDIFFCWD	-7,511	-6,527	-2,333	-16,372
CREV	-21,692	11,072	-13,003	-23,623
Grand Total	2,327,190	2,039,072	3,568,103	7,934,364

Table 15 - Balancing Market Resettlement: January – March 2024

Capacity Market Resettlement				
Component	January	February	March	Grand Total
CCC	381,322	-	106,258	487,581
CCP	215,698	-	0	215,698
Grand Total	597,021	0	106,258	703,279

Table 16 - Capacity Market Resettlement: January – March 2024

Market Operator Charges Resettlement				
Component	January	February	March	Grand Total
CVMO	10,784	8,937	5,087	24,809
Grand Total	10,784	8,937	5,087	24,809

Table 17 - Market Operator Charges Resettlement: January – March 2024

Financial Statistics Disclaimer: the above information represents settlement data aggregated during the month in assessment, which may be different to the accounting data audited post settlement period. All values are in euro.

5 Query Management

5.1 General Queries

The statistics presented in Table 18 - General Queries cover the months of January, February, and March 2024.

General Queries	January 2024	February 2024	March 2024
Received	173	146	147
Open	22	15	17
Resolved	169	159	146
Average Resolution Time	4.3 working days	6.4 working days	3 working days

Table 18 – General Queries: January – March 2024

Definitions

- Open refers to queries raised but not resolved within each month.
- Resolved refers to queries resolved within each month, and includes queries raised before this time.
- Resolution Time (Working Days) refers to the average time to resolve queries in working days for this category within each month.

5.2 Settlement Queries

Table 19 displays the Formal Settlement Queries raised between the months from January to March 2024.

Formal Queries	January 2024	February 2024	March 2024
Raised	9	20	14

Table 19 – Formal Settlement Queries: January – March 2024

- **January 2024:** 6 have been upheld and 3 were not upheld.
- **February 2024:** 12 have been upheld and 8 were not upheld.
- **March 2024:** 4 have been upheld, 1 was not upheld, 1 was rejected and 8 are under review.

Upheld Formal Queries	January	February	March	Total
CIMB	3	10	2	15
CUNIMB	0	0	2	2
CFC	2	0	0	2
CDISCOUNT	0	1	0	1
CCURL	0	1	0	1
CCP	1	0	0	1
Total	6	12	4	22

Table 20 – Upheld Settlement Queries by Topic: January – March 2024

Further Details on Settlement queries that have been upheld can be found in **Appendix D**.

A full list of all unresolved Settlement queries raised for the month can be found in **Appendix D**.

5.3 Disputes

- There were no Disputes raised between 01 January 2024 to 31 March 2024.

6 Imbalance Price

6.1 Imbalance Price

There are two types of Imbalance Price referred to in this section; the Imbalance Price which is the price associated with a 5 Minute Imbalance Pricing Period; and secondly, an Imbalance Settlement Price which is calculated as the average of six 5 Minute Imbalance Prices for a corresponding 30-minute Imbalance Settlement Period.

Figures 3, 4 and 5 show the Imbalance Settlement Prices for January, February, March. All system calculated Imbalance Settlement Prices are published on this graph; both the Market Back Up Price and the 30-minute average of the Imbalance Price.

- The average Imbalance Settlement Price for January was €111.04.

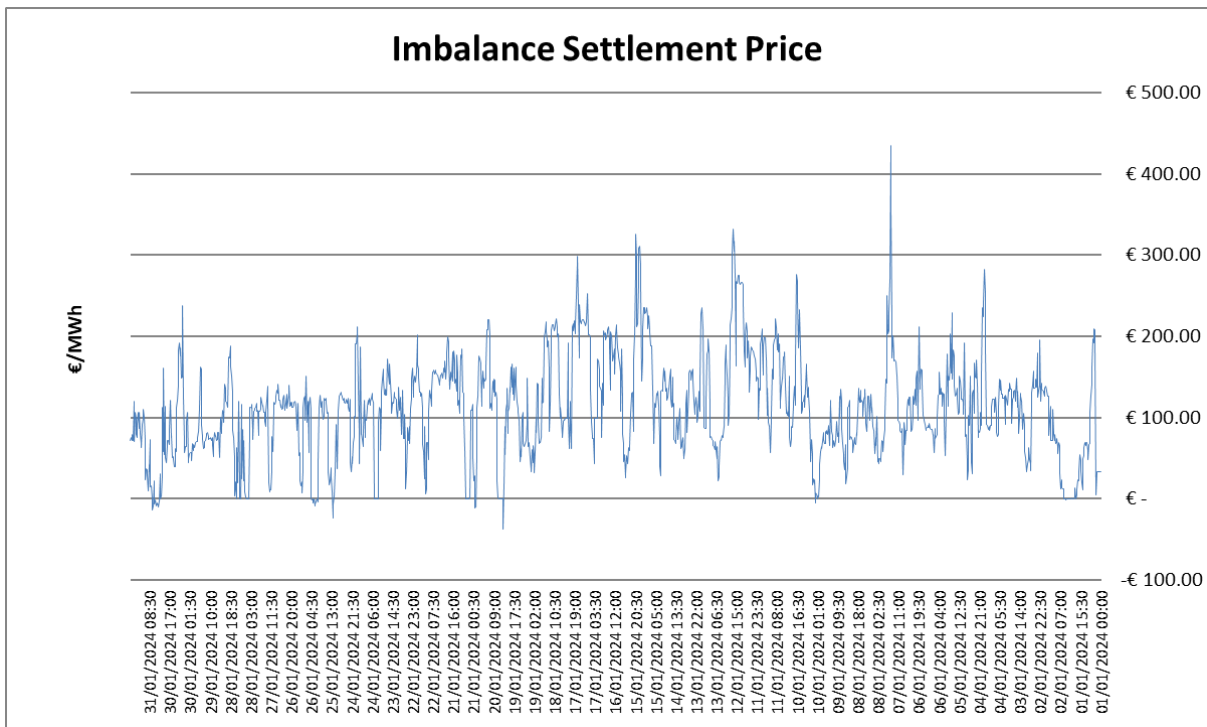


Figure 3 – Imbalance Settlement Price January 2024

- The average Imbalance Settlement Price for February was €85.32.

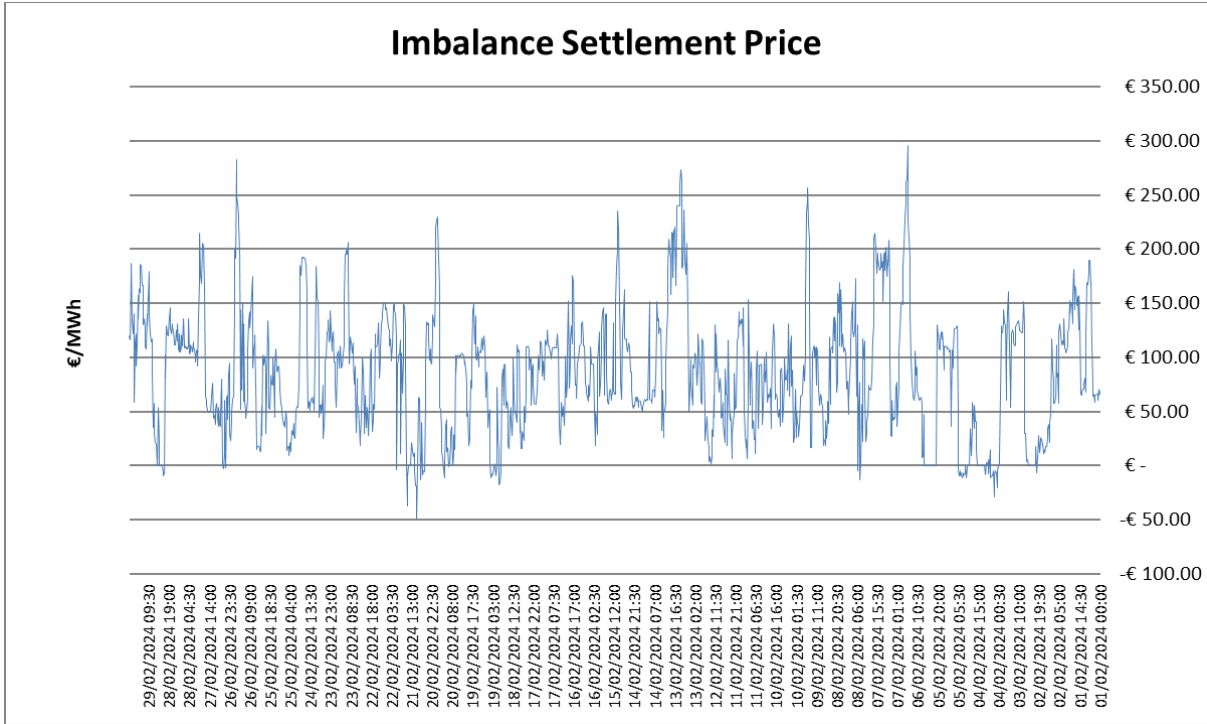


Figure 4 – Imbalance Settlement Price February 2024

- The average Imbalance Settlement Price for March was €89.48.

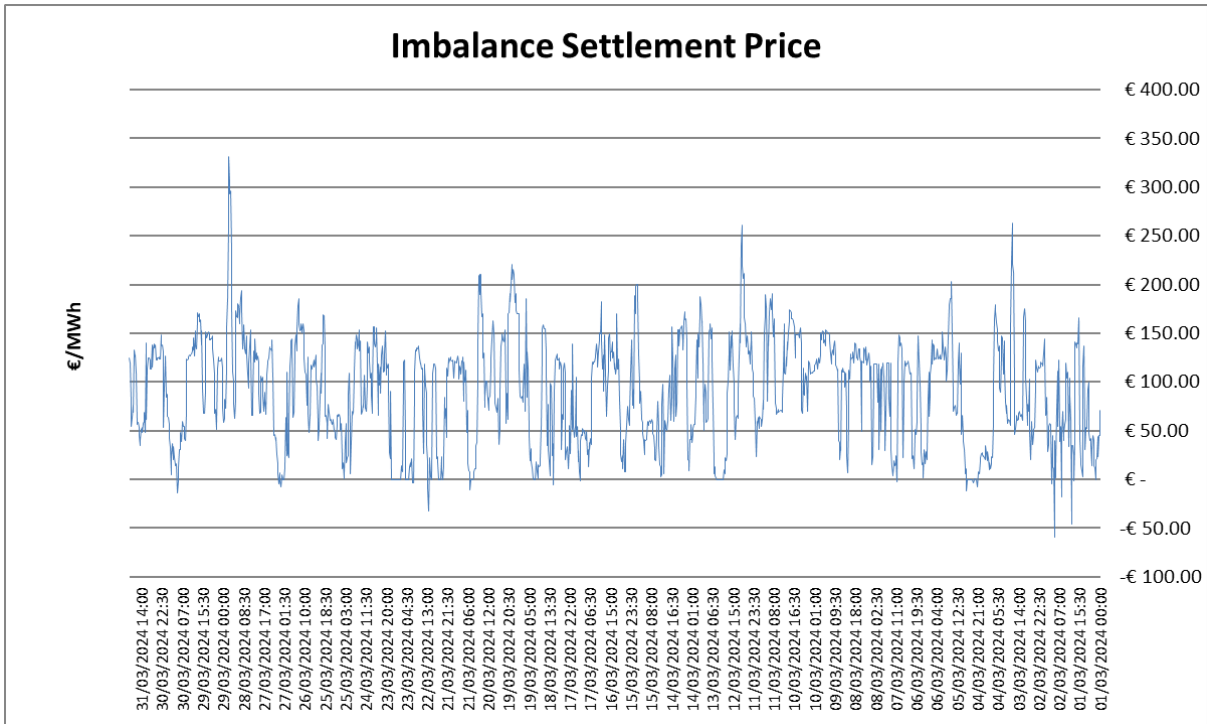


Figure 5 – Imbalance Settlement Price March 2024

Figures 6, 7 and 8 displays the Quantity Weighted Ex-Ante Price as a comparator to the Imbalance Settlement Price. The Quantity Weighted Ex-Ante Price is the value used by SEMO as the Market Back Up Price, should the Market Operator not be able to calculate an Imbalance Settlement Price; based on the average of the six 5 Minute Imbalance Prices for a given Imbalance Settlement Period.

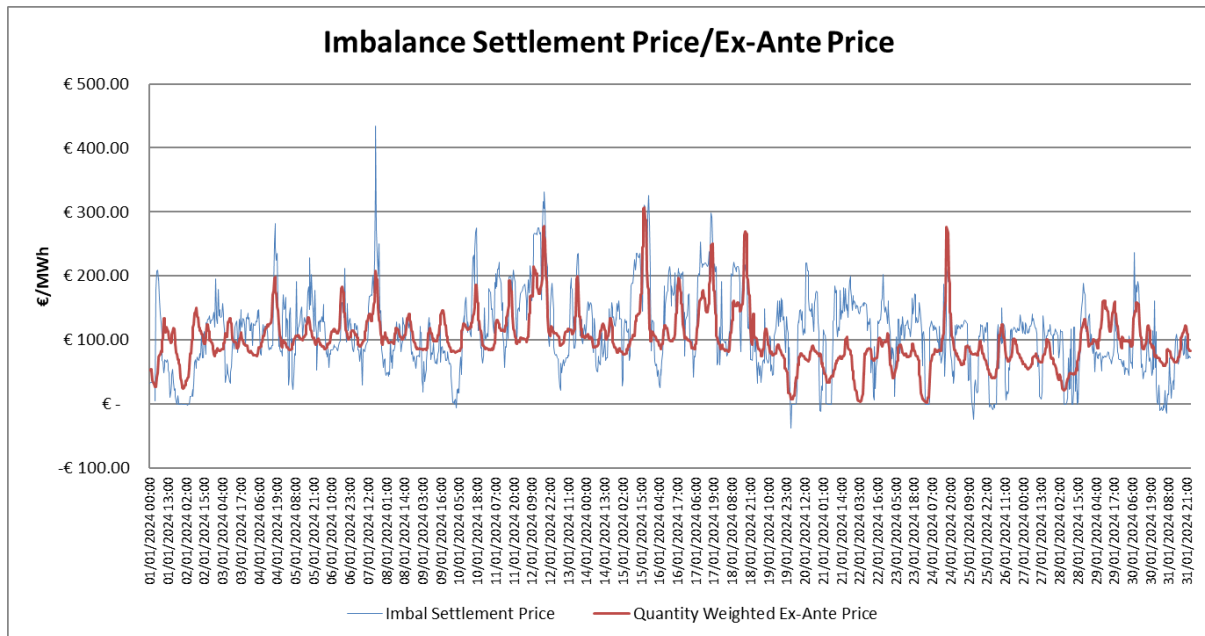


Figure 6 – Imbalance Settlement Price & Quantity Weighted Ex-Ante Price Comparison January 2024

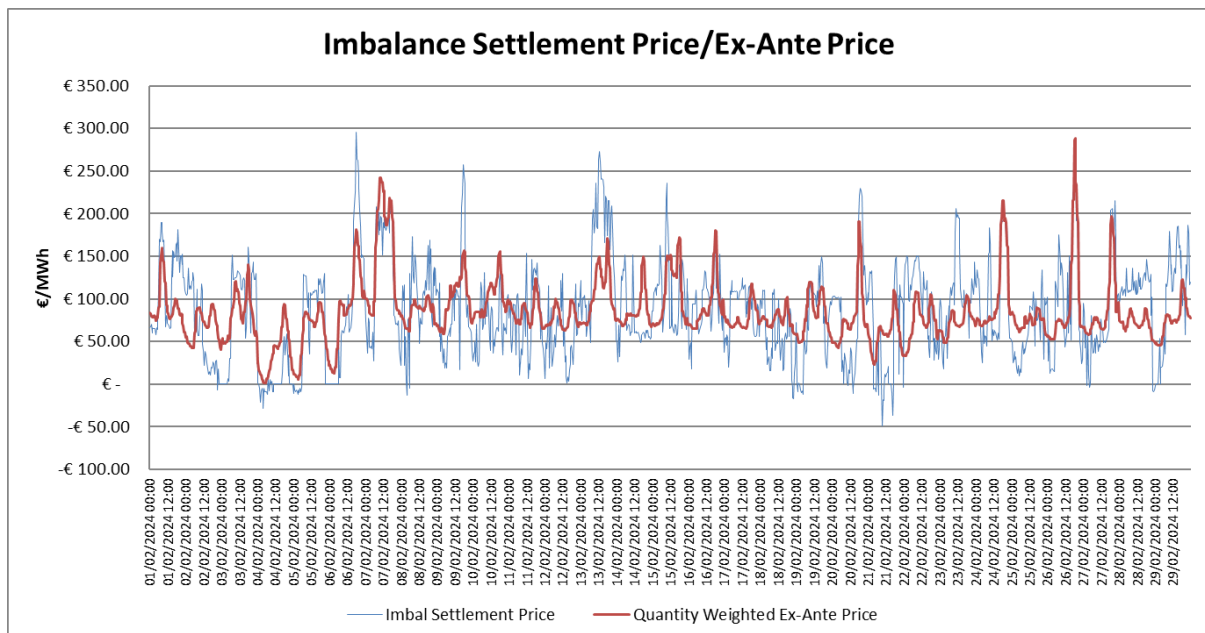


Figure 7 – Imbalance Settlement Price & Quantity Weighted Ex-Ante Price Comparison February 2024

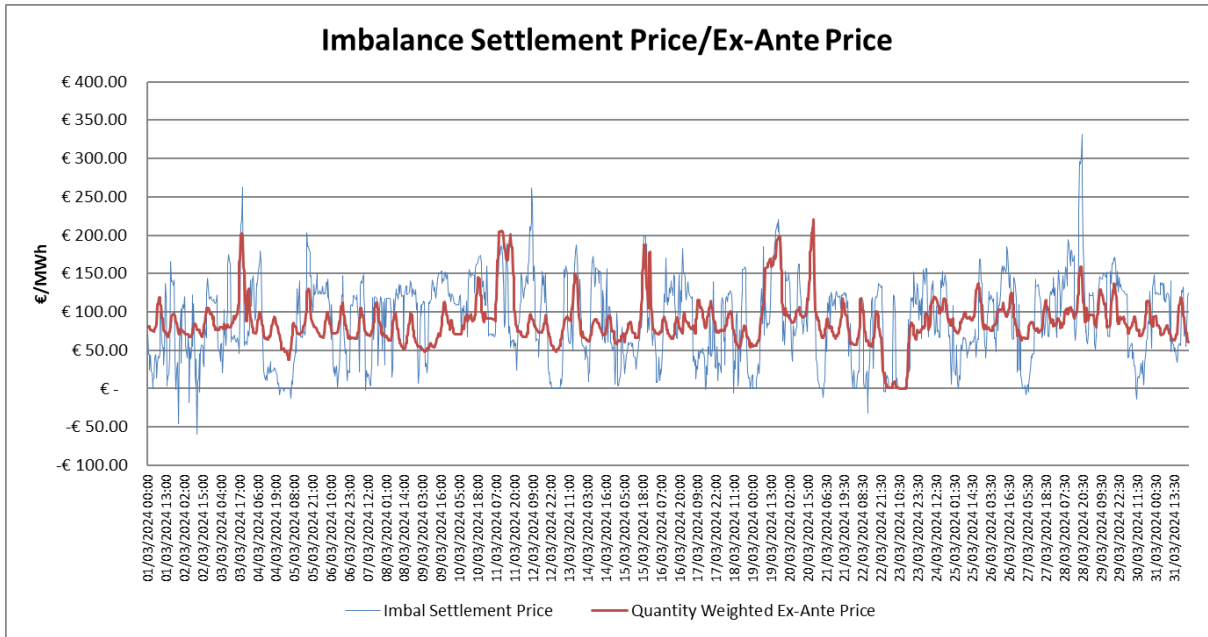


Figure 8 – Imbalance Settlement Price & Quantity Weighted Ex-Ante Price Comparison March 2024

Figure 9 below highlights the monthly Highest, Lowest and Average half-hour Imbalance Prices for the period January, February, March.

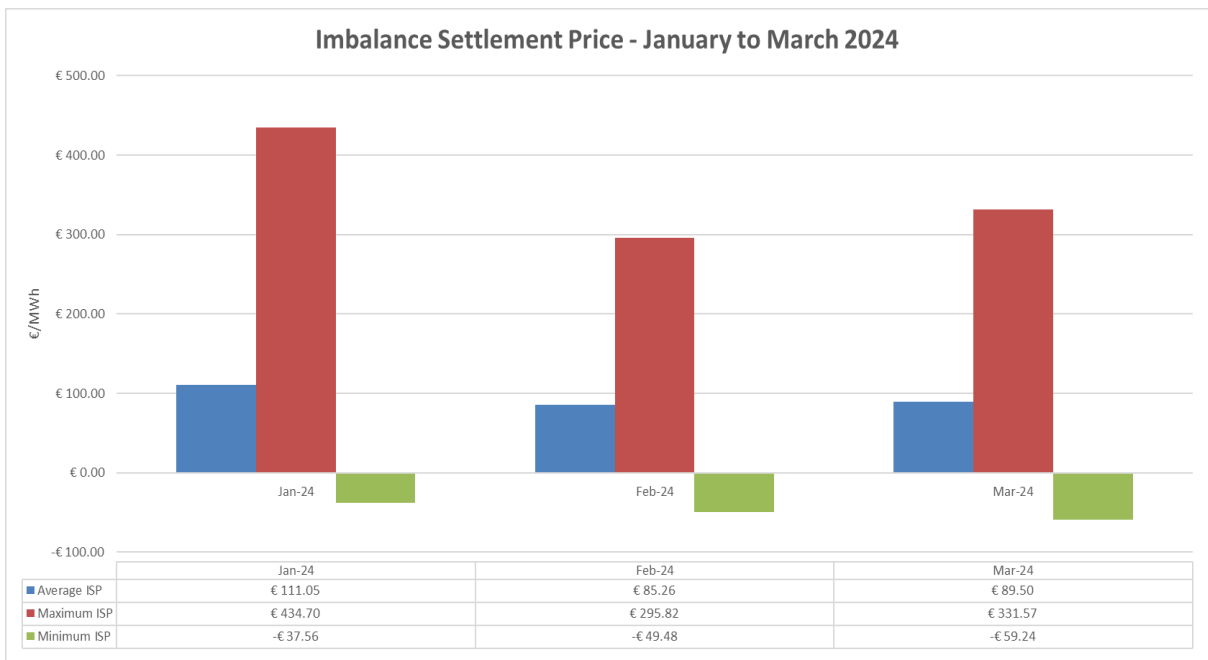


Figure 9 – Highest, Lowest and Average Imbalance Prices January – March 2024

6.2 Exchange Rate

The SEM is a dual currency market, Units based in Northern Ireland submit their Offer Data in GBP. All GBP Offer Data is converted to EUR as part of the Balancing Market price setting process. The GBP to EUR exchange rate is captured below in **Figures 10, 11 and 12**.

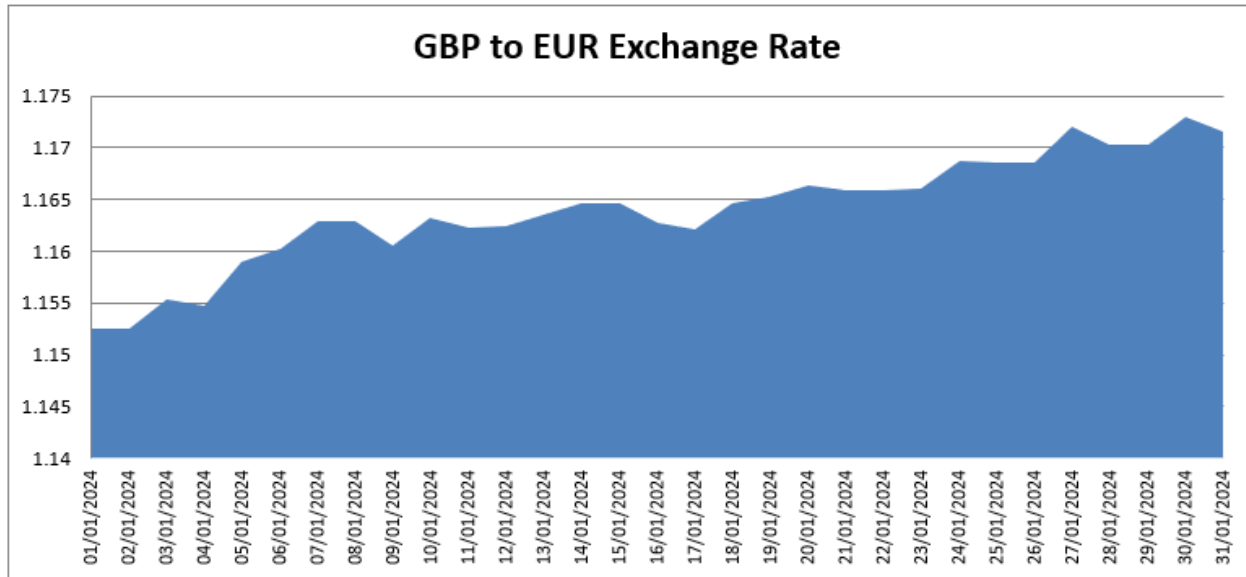


Figure 10 – GBP to EUR Exchange Rate January 2024

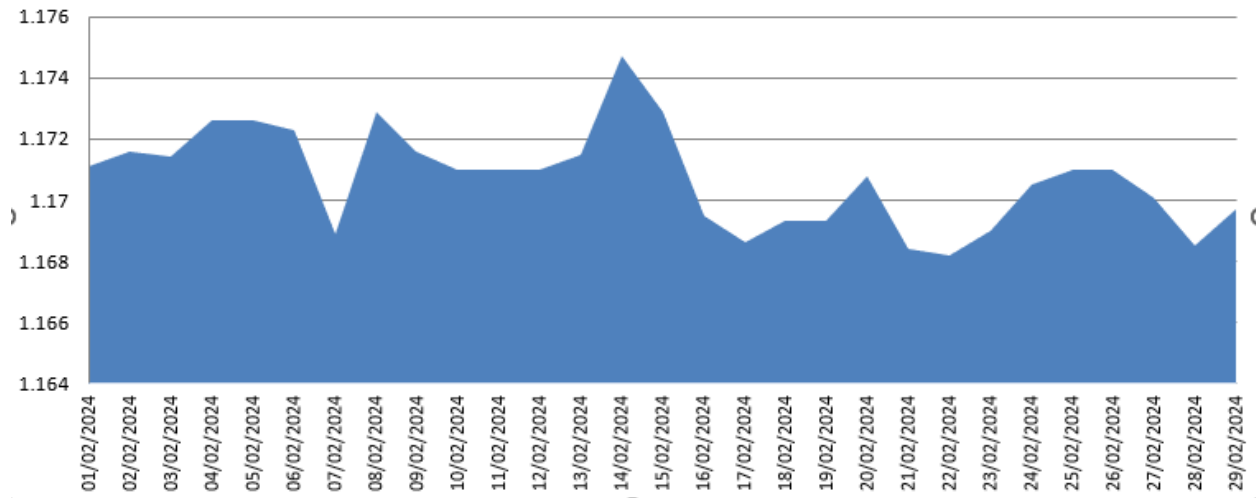


Figure 11 – GBP to EUR Exchange Rate February 2024

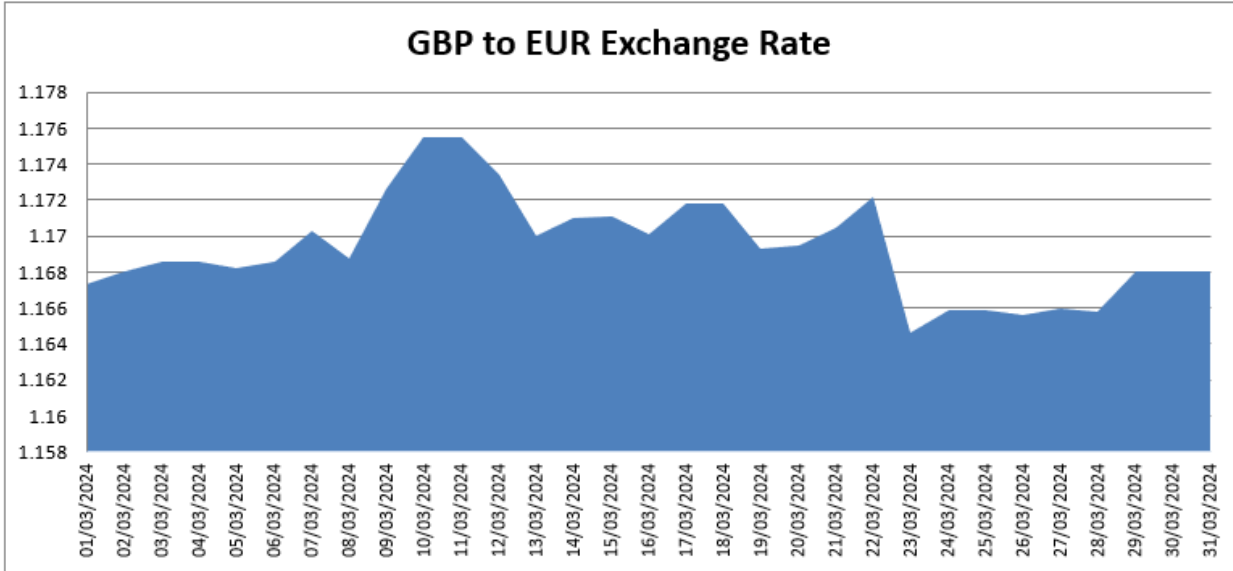


Figure 12 – GBP to EUR Exchange Rate March 2024

6.3 Imbalance Price Generation and Backup Price

The Imbalance Settlement Price is set as the average of the six 5-minute Imbalance Prices. If the Market Operator is unable to calculate any Imbalance Prices within a 30-minute Imbalance Settlement Period within the timeframes set out under the TSC; then the Market Back Up Price will be applied. The Imbalance Settlement Price will use the Market Back Up Price if no 5-minute Imbalance Prices have been published, for that period.

- **January 2024:** 0 Market Back Up Prices applied.
- **February 2024** 2 Market Back Up Price applied.
- **March 2023:** 2 Market Back Up Price applied.

As a result of the approved Mod_03_19; the Market Back Up Price is separately applied to a 5-minute Imbalance Price, where that price has not been automatically published. In this instance, the Imbalance Settlement Price will use the average of the automated Imbalance Price; or the replacement Market Back Up Price.

- **January 2024:** there were 10 Backup Prices (5MIN) applied because of a scheduled system outage and 0 Backup Prices (5MIN) applied because of performance issues.
- **February 2024:** there were 19 Backup Prices (5MIN) applied because of a scheduled system outage and 34 Backup Prices (5MIN) applied because of performance issues.
- **March 2024:** there were 24 Backup Prices (5MIN) applied because of a scheduled system outage and 8 Backup Prices (5MIN) applied because of performance issues.

Price Definitions

Missed Prices

Prices (30 Min / 5 Min) that have failed to calculate, and no price has been generated; either through the standard methodology or via the Back Up Price

Back Up prices

In the context of this report, a Back Up Price refers to a 5-minute price where the Imbalance Price has not been published; the system reverts to the volume weighted average price across all Ex-ante and Intraday timeframes.

Market backup prices

If the Market Operator is unable to calculate any 5-minute Imbalance Prices within a 30 Imbalance Settlement Period; then the Market Back Up Price will be applied. The Imbalance Settlement Price will use the average of the automated Imbalance Price; or the replacement 5 minute Back Up Price.

Day Ahead backup prices

This is a final fallback price that is to be used in the event of a failure of the automated 30 Minute Market Back Up Price. Typically, this price is only used during planned System Releases; and uses the Day-ahead Auction price only.

7 Modifications

7.1 Balancing Market – Trading & Settlement Code Modification Management

The tables that follow give an overview of the activity that has taken place between 1st January to 31st March 2024. Table 21 shows the dates and number of Modifications Committee Meetings or other industry engagements that took place over this period.

Meeting	Date	Location
Modifications Committee Meeting 121	8 th February 2024	MS Teams
Industry Call for Mod_13_23 'Treatment of Non-Priority Dispatch Renewables'	17 th January 2024	MS Teams
Industry Call for Mod_13_23 'Treatment of Non-Priority Dispatch Renewables'	24 th January 2024	MS Teams

Table 21 - Balancing Market: Trading & Settlement Code Modifications Committee Meetings

At the Modifications Committee Meeting, decisions are made with regard to progressing various Modification Proposals. Table 22 gives an outline of the amount of activity that has taken place over this period.

	January 2024	February 2024	March 2024
Modification Proposal Activity	Total	Total	Total
Raised	0	0	0
Alternative Versions raised	0	1	0
Withdrawn	0	0	0
Deferred	0	1	0
Extension Granted	0	0	0
Recommended for Approval	0	1	0
Recommended for Rejection	0	0	0
Further Work Required	0	0	0
RA Decision Approved	0	0	0
RA Decision Rejected	0	0	1

Table 22 - Modification Proposal Activity

7.2 Balancing Market - Modifications Process Development

Modification Proposals were considered at bimonthly Modifications Committee Meetings alternating between Belfast and Dublin or MS Teams where applicable (see Table 21).

Full details of all modifications progressed during the year are available in the [Balancing Market Modifications section](#) of the SEMO website.

RA Decision Rejected

- Mod_07_22 Indexation to Calculation of Capacity Payments for New Capacity

8 SEMO KPI Quarterly Update – Storage Technology Facilitation

The KPI as set out in the SEMO Price Control Decision, SEM-21-03, requires SEMO to successfully implement an enduring solution for storage technology facilitation which would enable full participation in the Balancing Market including:

- Registration difficulties resolved;
- Negative PNs can be accepted and processed;

In order to ensure efficiencies are maximised across both the Market Operators and System Operators, the battery storage facilitation is incorporated as part of the Scheduling and Dispatch Programme (SDP). This work is currently being progressed under initiative #2 Electricity Storage Power Station (ESPS) of the SDP. There are six initiatives in scope for SDP and initiative 2 has been identified as the highest priority for delivery following industry feedback and considering TSOs & MO and consumer interests.

The latest updates are:

- Approval of the Phase 3-5 funding submission was confirmed via letter by the Regulatory Authorities on 22nd March.
- The initial SEMC Modification for ESPS Integration was “recommended for approval” by the mods committee on the 05-Dec and was sent for RA decision. Upon review the RAs have requested a change to the proposal.
- Proposed change was discussed with industry and RAs on 05-Apr and an alternative approach was agreed upon
- A new revised mod proposal has been submitted to the next mods committee on 23-Apr
- System design for all tranche 1 initiatives is in progress with technology vendors as part of SDP Phase 2 and is expected to complete in the near future.

The completion of the System Design will bring Phase 2 of the initiative to a close.

Phase 3 “Execution” which will include system implementation has commenced, this includes the operational capability development and business procedures for operations. The delivery date for Phase 3 is April 2025.

9 Central Systems

9.1 System Releases

There were no Market System Release during the months of January – March 2024.

9.2 System Availability

The table below gives the system availability values for the months of January, February, and March of 2024:

System / Application	January 2024 Availability %	February 2024 Availability %	March 2024 Availability %
Settlements (CSB)	100%	100%	100%
MI	100%	100%	99.78%
MA	100%	100%	99.71%
Reporting (reports publication in the MPI)	100%	100%	99.78%
Website (availability)	100%	100%	100%
Average System Availability	100%	100%	99.85%

Table 23 – System Availability: January – March 2024

9.3 Known Issues Report

For details regarding system errors please refer to the Known Issues Report published on the [SEMO website](#).

9.4 Limited Communication Failure (LCF), General Communication Failure (GCF) and General System Failure (GSF)

- There were no LCFs during the months of January – March 2024.
- There was one GCF during the months of January – March 2024.
 - The GCF occurred on the 13th of March 2024. This was as a result of issues relating to participants ability to communicate with the central market systems. The issue was rectified on the day.
- There were no GSFs during the months of January – March 2024.

10 Appendix A: Trading and Settlement Code Breaches

Meter Data Provider Breaches

Ops Date Identified	Run Type	Issue	MDP Provider	Issue Type	Description T&SC Breach	T&SC Breach	Status
04/01/2024	D+1	Timing	EirGrid	File submission of ACTA data	Delay of 1 hr 30 mins	Minor	Closed
20/01/2024	D+1	Timing	SONI	File submission of Metering data	Delay of 2 hrs 30 mins	Minor	Closed
26/03/2024	D+1	Timing	SONI	File submission of Metering data	Delay of 1 hr	Minor	Closed
27/03/2024	D+1	Timing	SONI	File submission of Metering data	Delay of 1 hr	Minor	Closed

Table 24 - Meter Data Provider Breaches: January - March 2024

Market Participant Breaches

Jan-24							
PT name	Invoiced period	Market	Default issued due to	Default letter issued	T & SC Breach	Status	
Endeco - Wirelite Sensors Limited	WK_51_23	BMCRM	Timing	Yes	Major	Closed	
Statkraft Markets GmbH	WK_51_23	BMCRM	Timing	Yes	Major	Closed	
KRIA Energy ehf	WK_01_24	BMCRM	Timing	Yes	Major	Closed	
EnerNOC Ireland Limited	WK_01_24	BMCRM	Timing	Yes	Major	Closed	
Ecopower Supply Limited	WK_02_24	BMCRM	Timing	Yes	Major	Closed	
Endeco - Wirelite Sensors Limited	DEC_23	MO	Timing	Yes	Major	Closed	
Fuinneamh Gaoithe Teoranta	DEC_23	MO	Timing	Yes	Major	Closed	
EP Ballylumford Limited	DEC_23	MO	Timing	Yes	Major	Closed	
Feb-24							
PT name	Invoiced period	Market	Default issued due to	Default letter issued	T & SC Breach	Status	
KRIA Energy ehf	WK_08_2024	BMCRM	Timing	Yes	Major	Closed	
Mar-24							
PT name	Invoiced period	Market	Default issued due to	Default letter issued	T & SC Breach	Status	
KRIA Energy ehf	WK_11_2024	BMCRM	Timing	Yes	Major	Closed	
Tullabeg Solar Farm Limited	FEB_2024	MO	Timing	Yes	Major	Closed	
Cloghaneleskirt Energy Supply Limited	WK_12_2024	BMCRM	Timing	Yes	Major	Closed	

Table 25 - Clearing Default Notices (Major): January – March 2024

Jan-24						
Ops Date identified	PT Name	Issue Type	Cause	Resolution	Closed	T & SC Breach
25/01/2024	PT_500084 -Project Plug TA/ Click Energy	Credit	CCIN was not resolved within the T& S Code	Cash collateral top up £28k	Yes	Major
Feb-24						
Ops Date identified	PT Name	Issue Type	Cause	Resolution	Closed	T & SC Breach
08/02/2024	PT_402606 - Kria Energy Ehf	Credit	CCIN was not resolved within the T& S Code timeframes	No	Yes	Major
13/02/2024	PT_402606 - Kria Energy Ehf	Credit	CCIN was not resolved within the T& S Code	No	Yes	Major
16/02/2024	PT_402606 - Kria Energy Ehf	Credit	CCIN was not resolved within the T& S Code	No	Yes	Major
21/02/2024	PT_402606 - Kria Energy Ehf	Credit	CCIN was not resolved within the T& S Code	No	Yes	Major
26/02/2024	PT_402606 - Kria Energy Ehf	Credit	CCIN was not resolved within the T& S Code timeframes	No	Yes	Major
Mar-24						
Ops Date identified	PT Name	Issue Type	Cause	Resolution	Closed	T & SC Breach
01/03/2024	PT_402606 - Kria Energy Ehf	Credit	CCIN was not resolved within the T& S Code timeframes	No	Yes	Major
06/03/2024	PT_402606 - Kria Energy Ehf	Credit	CCIN was not resolved within the T& S Code timeframes	No	Yes	Major
21/03/2024	PT_402606 - Kria Energy Ehf	Credit	CCIN was not resolved within the T& S Code timeframes	No	Yes	Major
26/03/2024	PT_402606 - Kria Energy Ehf	Credit	CCIN was not resolved within the T& S Code timeframes	No	Yes	Major
28/03/2024	PT_402606 - Kria Energy Ehf	Credit	CCIN was not resolved within the T& S Code timeframes	No	Yes	Major

Table 26 – Credit Risk Management Default Notices (Major): January – March 2024

Market Operator Breaches

Month	Settlement Date	Periods Affected	Run Type	Quality or Timing	Party	Issue Type	Description	Cause	Resolution	T&SC Breach	Status
2024 Jan	1st - 2nd	2	Indicative	Timing	SEMO	Processing Timeline	System issue	Internal system database error	System issue resolved and Indicatives completed late after target date	Minor	Closed
2024 Jan	4th	1	Indicative	Timing	SEMO	Late Settlement Data	Late Actual Availabilities (ACTA) files	ROI ACTA files received late	ACTA data received and Indicatives completed late after target date	Minor	Closed
2024 Feb	6th	1	Indicative	Timing	SEMO	Processing Issue	Issue with Instruction Profilers (IPs)	IP had to be re-run	IP issue resolved and Indicatives completed late after target date	Minor	Closed
2024 Mar	12th	1	Indicative	Timing	SEMO	Processing Timeline	System issue	Internal system outage	System issue resolved and Indicatives completed late on target date	Minor	Closed
2024 Mar	18th	1	Indicative	Timing	SEMO	Processing Issue	Issue with Instruction Profilers (IPs)	IP had to be re-run	IP issue resolved and Indicatives completed late on target date	Minor	Closed
2024 Mar	20th	1	Indicative	Timing	SEMO	Processing Issue	Issue with Instruction Profilers (IPs)	IP had to be re-run	IP issue resolved and Indicatives completed late on target date	Minor	Closed
2024 Mar	27th	1	Indicative	Timing	SEMO	Late Settlement Data	Late Meter Data Provider (MDP) data	SONI MDP data received late	MDP data received and Indicatives completed late on target date	Minor	Closed

Table 27 - Delays to Indicative Settlement: January - March 2024

Month	Settlement Date	Periods Affected	Run Type	Quality or Timing	Party	Issue Type	Description	Cause	Resolution	T&SC Breach	Status
Feb	19th	1	Initial	Timing	SEMO	Processing Issue	Issue with Instruction Profilers	IP had to be re-run	IP issue resolved and Initials completed late on target date	Minor	Closed
Mar	26th	1	Initial	Timing	SEMO	Processing Issue	Issue with Actual Availabilities (ACTA) files	Failed ACTA import	ACTA issue resolved and Initials completed late after target date	Minor	Closed

Table 28 - Delays to Initial Settlement: January - March 2024

SD Due Date	SD Issue	SD business days delayed	Additional publication timeline impacts	Issue resolution status
25/03/2024	Settlement Document (SD) creation error caused by Vat Registration data issue submitted into Settlements systems for one PT, which impacted SD vat values for all market participants.	1 Day	Payments In/Out had to be adjusted by one day out for revised Settlement Document publication date.	Vat type was manually corrected in the systems for the one PT, which allowed the Settlement Documents to be published on the 26/03/2024 . Registration "Data script" also deployed to resolve the issue.

Table 29 – Balancing Market Settlement (Major): January – March 2024

Non -Publications	Date	Time	Reason
Yes	02/01/2024	3.30pm	Internal Processing System issue, CSB Database
Yes	03/01/2024	9am	Internal Processing System issue, CSB Database
Yes	03/01/2024	12pm	Internal Processing System issue, CSB Database
Yes	03/01/2024	3.30pm	Internal Processing System issue, CSB Database

Table 30 – Credit Risk Management (Major): January - March 2024

Appendix B: Historical Settlement Information

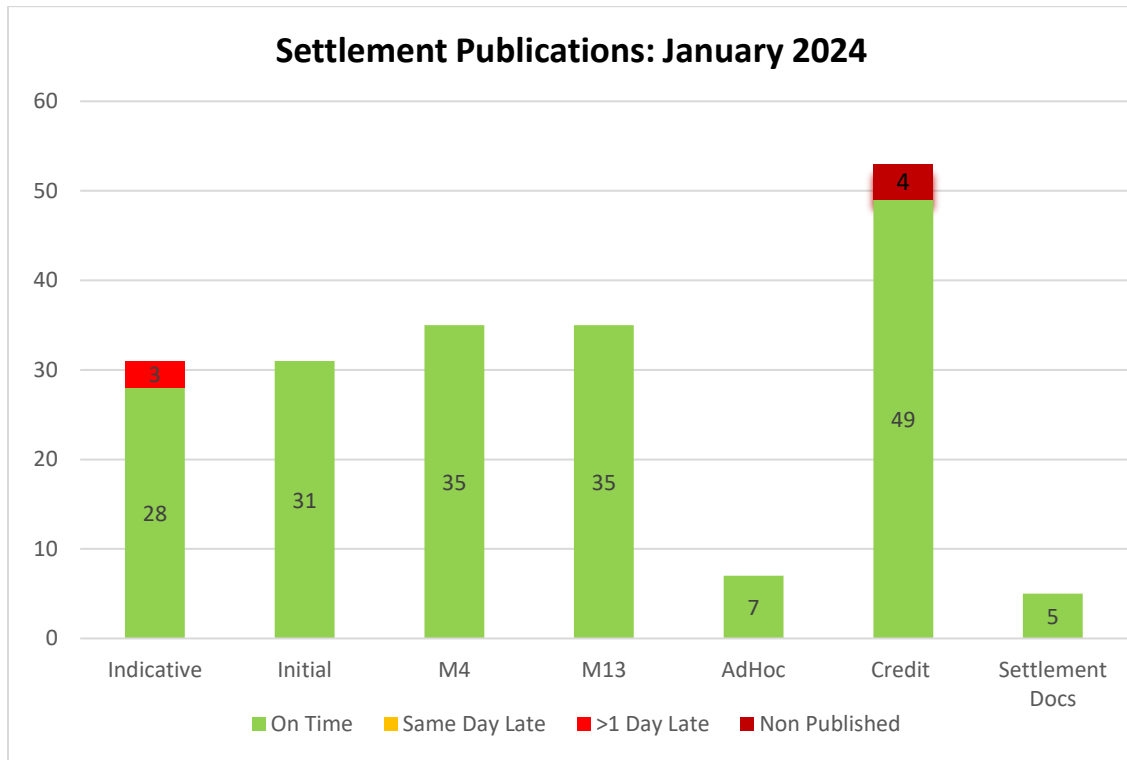


Figure 13 - Settlement Information January 2024

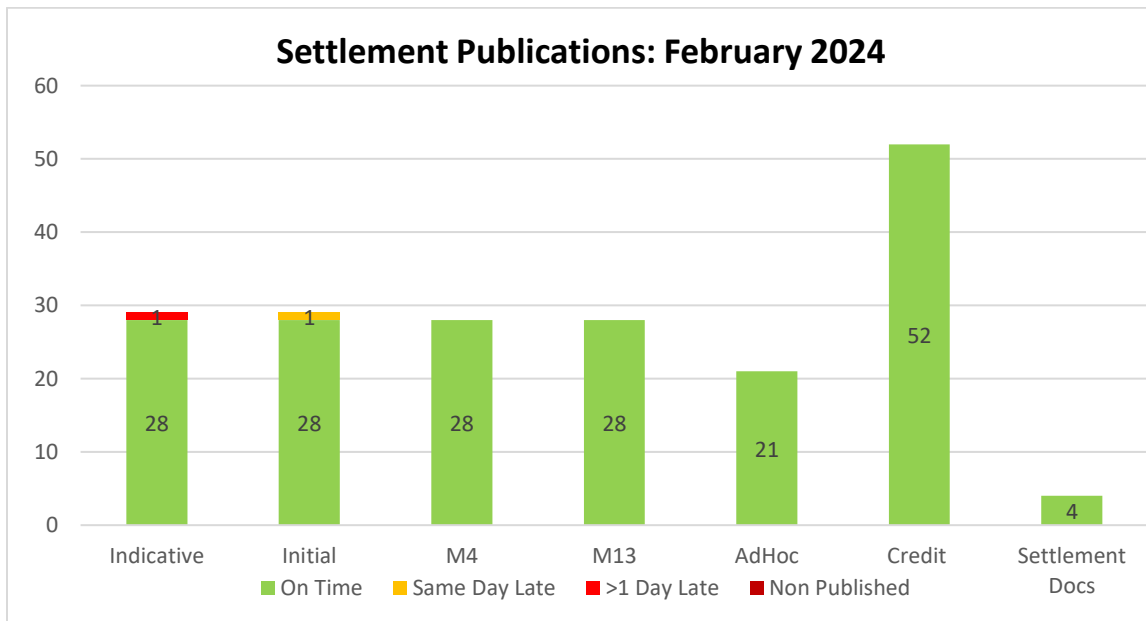


Figure 14 - Settlement Information February 2024

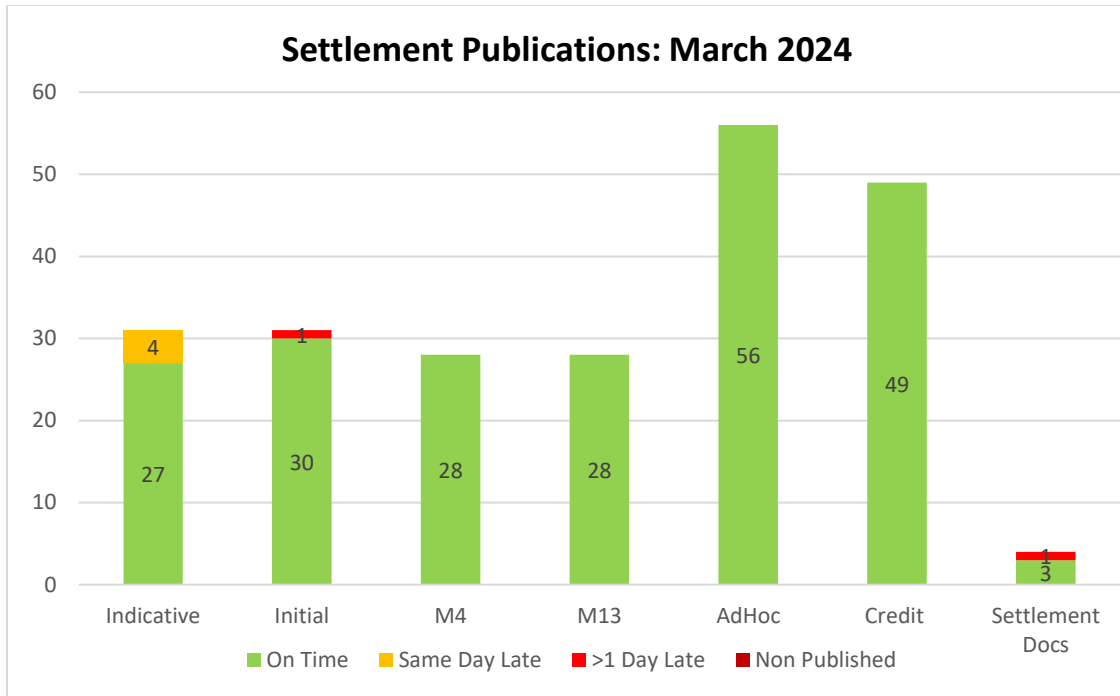


Figure 15 - Settlement Information March 2024

11 Appendix C: Settlement Publication Timings

Indicative Settlement

Operational Date	Market	Run	Period End Date	Target Date & Time	Publish Date & Time
02/01/2024	BALIMB	Indicative	01/01/2024	02/01/2024 17:00	04/01/2024 10:19
03/01/2024	BALIMB	Indicative	02/01/2024	03/01/2024 17:00	04/01/2024 10:20
04/01/2024	BALIMB	Indicative	03/01/2024	04/01/2024 17:00	04/01/2024 16:04
05/01/2024	BALIMB	Indicative	04/01/2024	05/01/2024 17:00	08/01/2024 10:07
08/01/2024	BALIMB	Indicative	05/01/2024	08/01/2024 17:00	08/01/2024 14:05
08/01/2024	BALIMB	Indicative	06/01/2024	08/01/2025 17:00	08/01/2024 14:06
08/01/2024	BALIMB	Indicative	07/01/2024	08/01/2026 17:00	08/01/2024 16:02
09/01/2024	BALIMB	Indicative	08/01/2024	09/01/2024 17:00	09/01/2024 16:12
10/01/2024	BALIMB	Indicative	09/01/2024	10/01/2024 17:00	10/01/2024 16:01
11/01/2024	BALIMB	Indicative	10/01/2024	11/01/2024 17:00	11/01/2024 16:01
12/01/2024	BALIMB	Indicative	11/01/2024	12/01/2024 17:00	12/01/2024 16:09
15/01/2024	BALIMB	Indicative	12/01/2024	15/01/2024 17:00	15/01/2024 14:37
15/01/2024	BALIMB	Indicative	13/01/2024	15/01/2025 17:00	15/01/2024 14:51
15/01/2024	BALIMB	Indicative	14/01/2024	15/01/2026 17:00	15/01/2024 16:02
16/01/2024	BALIMB	Indicative	15/01/2024	16/01/2024 17:00	16/01/2024 16:06
17/01/2024	BALIMB	Indicative	16/01/2024	17/01/2024 17:00	17/01/2024 16:01
18/01/2024	BALIMB	Indicative	17/01/2024	18/01/2024 17:00	18/01/2024 16:04
19/01/2024	BALIMB	Indicative	18/01/2024	19/01/2024 17:00	19/01/2024 16:01
22/01/2024	BALIMB	Indicative	19/01/2024	22/01/2024 17:00	22/01/2024 15:06
22/01/2024	BALIMB	Indicative	20/01/2024	22/01/2024 17:00	22/01/2024 15:22
22/01/2024	BALIMB	Indicative	21/01/2024	22/01/2024 17:00	22/01/2024 16:05
23/01/2024	BALIMB	Indicative	22/01/2024	23/01/2024 17:00	23/01/2024 16:02
24/01/2024	BALIMB	Indicative	23/01/2024	24/01/2024 17:00	24/01/2024 16:07
25/01/2024	BALIMB	Indicative	24/01/2024	25/01/2024 17:00	25/01/2024 16:02
26/01/2024	BALIMB	Indicative	25/01/2024	26/01/2024 17:00	26/01/2024 16:27
29/01/2024	BALIMB	Indicative	26/01/2024	29/01/2024 17:00	29/01/2024 14:20
29/01/2024	BALIMB	Indicative	27/01/2024	29/01/2024 17:00	29/01/2024 14:35
29/01/2024	BALIMB	Indicative	28/01/2024	29/01/2024 17:00	29/01/2024 16:00
30/01/2024	BALIMB	Indicative	29/01/2024	30/01/2024 17:00	30/01/2024 16:03
31/01/2024	BALIMB	Indicative	30/01/2024	31/01/2024 17:00	31/01/2024 16:04
01/02/2024	BALIMB	Indicative	31/01/2024	01/02/2024 17:00	01/02/2024 16:00

Table 31 – Indicative Settlement Publication times January 2024

Operational Date	Market	Run	Period End Date	Target Date & Time	Publish Date & Time
02/02/2024	BALIMB	Indicative	01/02/2024	02/02/2024 17:00	02/02/2024 16:03
06/02/2024	BALIMB	Indicative	02/02/2024	06/02/2024 17:00	06/02/2024 09:00
06/02/2024	BALIMB	Indicative	03/02/2024	06/02/2024 17:00	06/02/2024 09:14
06/02/2024	BALIMB	Indicative	04/02/2024	06/02/2024 17:00	06/02/2024 13:15
06/02/2024	BALIMB	Indicative	05/02/2024	06/02/2024 17:00	06/02/2024 16:01
07/02/2024	BALIMB	Indicative	06/02/2024	07/02/2024 17:00	08/02/2024 11:07
08/02/2024	BALIMB	Indicative	07/02/2024	08/02/2024 17:00	08/02/2024 16:01
09/02/2024	BALIMB	Indicative	08/02/2024	09/02/2024 17:00	09/02/2024 16:33
12/02/2024	BALIMB	Indicative	09/02/2024	12/02/2024 17:00	12/02/2024 14:10
12/02/2024	BALIMB	Indicative	10/02/2024	12/02/2024 17:00	12/02/2024 14:14
12/02/2024	BALIMB	Indicative	11/02/2024	12/02/2024 17:00	12/02/2024 16:06
13/02/2024	BALIMB	Indicative	12/02/2024	13/02/2024 17:00	13/02/2024 16:03
14/02/2024	BALIMB	Indicative	13/02/2024	14/02/2024 17:00	14/02/2024 16:05
15/02/2024	BALIMB	Indicative	14/02/2024	15/02/2024 17:00	15/02/2024 16:02
16/02/2024	BALIMB	Indicative	15/02/2024	16/02/2024 17:00	16/02/2024 16:02
19/02/2024	BALIMB	Indicative	16/02/2024	19/02/2024 17:00	19/02/2024 14:20
19/02/2024	BALIMB	Indicative	17/02/2024	19/02/2025 17:00	19/02/2024 14:34
19/02/2024	BALIMB	Indicative	18/02/2024	19/02/2024 17:00	19/02/2024 16:01
20/02/2024	BALIMB	Indicative	19/02/2024	20/02/2024 17:00	20/02/2024 16:00
21/02/2024	BALIMB	Indicative	20/02/2024	21/02/2024 17:00	21/02/2024 16:01
22/02/2024	BALIMB	Indicative	21/02/2024	22/02/2024 17:00	22/02/2024 16:17
23/02/2024	BALIMB	Indicative	22/02/2024	23/02/2024 17:00	23/02/2024 16:01
26/02/2024	BALIMB	Indicative	23/02/2024	26/02/2024 17:00	26/02/2024 14:28
26/02/2024	BALIMB	Indicative	24/02/2024	26/02/2024 17:00	26/02/2024 14:43
26/02/2024	BALIMB	Indicative	25/02/2024	26/02/2024 17:00	26/02/2024 16:03
27/02/2024	BALIMB	Indicative	26/02/2024	27/02/2024 17:00	27/02/2024 16:45
28/02/2024	BALIMB	Indicative	27/02/2024	28/02/2024 17:00	28/02/2024 16:01
29/02/2024	BALIMB	Indicative	28/02/2024	29/02/2024 17:00	29/02/2024 16:03
01/03/2024	BALIMB	Indicative	29/02/2024	01/03/2024 17:00	01/03/2024 16:03

Table 32 – Indicative Settlement Publication times February 2024

Operational Date	Market	Run	Period End Date	Target Date & Time	Publish Date & Time
04/03/2024	BALIMB	Indicative	01/03/2024	04/03/2024 17:00	04/03/2024 14:20
04/03/2024	BALIMB	Indicative	02/03/2024	04/03/2024 17:00	04/03/2024 14:34
04/03/2024	BALIMB	Indicative	03/03/2024	04/03/2024 17:00	04/03/2024 16:01
05/03/2024	BALIMB	Indicative	04/03/2024	05/03/2024 17:00	05/03/2024 16:11
06/03/2024	BALIMB	Indicative	05/03/2024	06/03/2024 17:00	06/03/2024 16:01
07/03/2024	BALIMB	Indicative	06/03/2024	07/03/2024 17:00	07/03/2024 16:01
08/03/2024	BALIMB	Indicative	07/03/2024	08/03/2024 17:00	08/03/2024 16:00
11/03/2024	BALIMB	Indicative	08/03/2024	11/03/2024 17:00	11/03/2024 14:50
11/03/2024	BALIMB	Indicative	09/03/2024	11/03/2024 17:00	11/03/2024 14:52
11/03/2024	BALIMB	Indicative	10/03/2024	11/03/2024 17:00	11/03/2024 15:58
12/03/2024	BALIMB	Indicative	11/03/2024	12/03/2024 17:00	12/03/2024 15:59
13/03/2024	BALIMB	Indicative	12/03/2024	13/03/2024 17:00	13/03/2024 17:04
14/03/2024	BALIMB	Indicative	13/03/2024	14/03/2024 17:00	14/03/2024 16:06
15/03/2024	BALIMB	Indicative	14/03/2024	15/03/2024 17:00	15/03/2024 16:07
19/03/2024	BALIMB	Indicative	15/03/2024	19/03/2024 17:00	19/03/2024 16:16
19/03/2024	BALIMB	Indicative	16/03/2024	19/03/2024 17:00	19/03/2024 16:18
19/03/2024	BALIMB	Indicative	17/03/2024	19/03/2024 17:00	19/03/2024 16:27
19/03/2024	BALIMB	Indicative	18/03/2024	19/03/2024 17:00	19/03/2024 17:19
20/03/2024	BALIMB	Indicative	19/03/2024	20/03/2024 17:00	20/03/2024 15:59
21/03/2024	BALIMB	Indicative	20/03/2024	21/03/2024 17:00	21/03/2024 17:18
22/03/2024	BALIMB	Indicative	21/03/2024	22/03/2024 17:00	22/03/2024 15:49
25/03/2024	BALIMB	Indicative	22/03/2024	25/03/2024 17:00	25/03/2024 16:13
25/03/2024	BALIMB	Indicative	23/03/2024	25/03/2024 17:00	25/03/2024 16:14
25/03/2024	BALIMB	Indicative	24/03/2024	25/03/2024 17:00	25/03/2024 16:21
26/03/2024	BALIMB	Indicative	25/03/2024	26/03/2024 17:00	26/03/2024 16:04
27/03/2024	BALIMB	Indicative	26/03/2024	27/03/2024 17:00	27/03/2024 16:30
28/03/2024	BALIMB	Indicative	27/03/2024	28/03/2024 17:00	28/03/2024 17:30
02/04/2024	BALIMB	Indicative	28/03/2024	02/04/2024 17:00	02/04/2024 08:33
02/04/2024	BALIMB	Indicative	29/03/2024	02/04/2024 17:00	02/04/2024 13:43
02/04/2024	BALIMB	Indicative	30/03/2024	02/04/2024 17:00	02/04/2024 15:26
02/04/2024	BALIMB	Indicative	31/03/2024	02/04/2024 17:00	02/04/2024 15:27

Table 33 – Indicative Settlement Publication times March 2024

Initial Settlement

Operational Date	Market	Run	Period End Date	Target Date & Time	Publish Date & Time
08/01/2024	BALIMB	Initial	01/01/2024	08/01/2024 12:00	08/01/2024 11:17
09/01/2024	BALIMB	Initial	02/01/2024	09/01/2024 12:00	09/01/2024 11:03
10/01/2024	BALIMB	Initial	03/01/2024	10/01/2024 12:00	10/01/2024 11:03
11/01/2024	BALIMB	Initial	04/01/2024	11/01/2024 12:00	11/01/2024 11:09
12/01/2024	BALIMB	Initial	05/01/2024	12/01/2024 12:00	11/01/2024 16:18
12/01/2024	BALIMB	Initial	06/01/2024	12/01/2024 12:00	11/01/2024 16:22
12/01/2024	BALIMB	Initial	07/01/2024	12/01/2024 12:00	12/01/2024 11:13
15/01/2024	BALIMB	Initial	08/01/2024	15/01/2024 12:00	15/01/2024 11:03
16/01/2024	BALIMB	Initial	09/01/2024	16/01/2024 12:00	16/01/2024 11:03
17/01/2024	BALIMB	Initial	10/01/2024	17/01/2024 12:00	17/01/2024 11:07
18/01/2024	BALIMB	Initial	11/01/2024	18/01/2024 12:00	18/01/2024 11:21
19/01/2024	BALIMB	Initial	12/01/2024	19/01/2024 12:00	18/01/2024 16:01
19/01/2024	BALIMB	Initial	13/01/2024	19/01/2024 12:00	18/01/2024 16:31
19/01/2024	BALIMB	Initial	14/01/2024	19/01/2024 12:00	19/01/2024 11:36
22/01/2024	BALIMB	Initial	15/01/2024	22/01/2024 12:00	22/01/2024 11:04
23/01/2024	BALIMB	Initial	16/01/2024	23/01/2024 12:00	23/01/2024 11:02
24/01/2024	BALIMB	Initial	17/01/2024	24/01/2024 12:00	24/01/2024 11:08
25/01/2024	BALIMB	Initial	18/01/2024	25/01/2024 12:00	25/01/2024 11:04
26/01/2024	BALIMB	Initial	19/01/2024	26/01/2024 12:00	25/01/2024 15:38
26/01/2024	BALIMB	Initial	20/01/2024	26/01/2024 12:00	25/01/2024 15:55
26/01/2024	BALIMB	Initial	21/01/2024	26/01/2024 12:00	26/01/2024 11:01
29/01/2024	BALIMB	Initial	22/01/2024	29/01/2024 12:00	29/01/2024 11:01
30/01/2024	BALIMB	Initial	23/01/2024	30/01/2024 12:00	30/01/2024 11:19
31/01/2024	BALIMB	Initial	24/01/2024	31/01/2024 12:00	31/01/2024 11:19
01/02/2024	BALIMB	Initial	25/01/2024	01/02/2024 12:00	01/02/2024 11:01
02/02/2024	BALIMB	Initial	26/01/2024	02/02/2024 12:00	01/02/2024 15:42
02/02/2024	BALIMB	Initial	27/01/2024	02/02/2024 12:00	01/02/2024 15:57
02/02/2024	BALIMB	Initial	28/01/2024	02/02/2024 12:00	02/02/2024 11:11
06/02/2024	BALIMB	Initial	29/01/2024	06/02/2024 12:00	06/02/2024 11:01
06/02/2024	BALIMB	Initial	30/01/2024	06/02/2024 12:00	06/02/2024 11:15
07/02/2024	BALIMB	Initial	31/01/2024	07/02/2024 12:00	07/02/2024 11:03

Table 34 – Initial Settlement Publication times January 2024

Operational Date	Market	Run	Period End Date	Target Date & Time	Publish Date & Time
08/02/2024	BALIMB	Initial	01/02/2024	08/02/2024 12:00	08/02/2024 11:04
09/02/2024	BALIMB	Initial	02/02/2024	09/02/2024 12:00	08/02/2024 14:53
09/02/2024	BALIMB	Initial	03/02/2024	09/02/2024 12:00	08/02/2024 15:09
09/02/2024	BALIMB	Initial	04/02/2024	09/02/2024 12:00	09/02/2024 11:05
12/02/2024	BALIMB	Initial	05/02/2024	12/02/2024 12:00	12/02/2024 11:11
13/02/2024	BALIMB	Initial	06/02/2024	13/02/2024 12:00	13/02/2024 11:03
14/02/2024	BALIMB	Initial	07/02/2024	14/02/2024 12:00	14/02/2024 11:07
15/02/2024	BALIMB	Initial	08/02/2024	15/02/2024 12:00	15/02/2024 11:04
16/02/2024	BALIMB	Initial	09/02/2024	16/02/2024 12:00	15/02/2024 15:07
16/02/2024	BALIMB	Initial	10/02/2024	16/02/2024 12:00	15/02/2024 15:22
16/02/2024	BALIMB	Initial	11/02/2024	16/02/2024 12:00	16/02/2024 11:04
19/02/2024	BALIMB	Initial	12/02/2024	19/02/2024 12:00	19/02/2024 11:08
20/02/2024	BALIMB	Initial	13/02/2024	20/02/2024 12:00	20/02/2024 11:02
21/02/2024	BALIMB	Initial	14/02/2024	21/02/2024 12:00	21/02/2024 11:10
22/02/2024	BALIMB	Initial	15/02/2024	22/02/2024 12:00	22/02/2024 11:14
23/02/2024	BALIMB	Initial	16/02/2024	23/02/2024 12:00	22/02/2024 16:31
23/02/2024	BALIMB	Initial	17/02/2024	23/02/2024 12:00	22/02/2024 16:38
23/02/2024	BALIMB	Initial	18/02/2024	23/02/2024 12:00	23/02/2024 11:07
26/02/2024	BALIMB	Initial	19/02/2024	26/02/2024 12:00	26/02/2024 12:47
27/02/2024	BALIMB	Initial	20/02/2024	27/02/2024 12:00	27/02/2024 11:06
28/02/2024	BALIMB	Initial	21/02/2024	28/02/2024 12:00	28/02/2024 11:01
29/02/2024	BALIMB	Initial	22/02/2024	29/02/2024 12:00	29/02/2024 11:02
01/03/2024	BALIMB	Initial	23/02/2024	01/03/2024 12:00	29/02/2024 15:36
01/03/2024	BALIMB	Initial	24/02/2024	01/03/2024 12:00	29/02/2024 15:51
01/03/2024	BALIMB	Initial	25/02/2024	01/03/2024 12:00	01/03/2024 11:01
04/03/2024	BALIMB	Initial	26/02/2024	04/03/2024 12:00	04/03/2024 11:01
05/03/2024	BALIMB	Initial	27/02/2024	05/03/2024 12:00	05/03/2024 11:03
06/03/2024	BALIMB	Initial	28/02/2024	06/03/2024 12:00	06/03/2024 11:04
07/03/2024	BALIMB	Initial	29/02/2024	07/03/2024 12:00	07/03/2024 11:01

Table 35 – Initial Settlement Publication times February 2024

Operational Date	Market	Run	Period End Date	Target Date & Time	Publish Date & Time
08/03/2024	BALIMB	Initial	01/03/2024	08/03/2024 12:00	07/03/2024 14:31
08/03/2024	BALIMB	Initial	02/03/2024	08/03/2024 12:00	07/03/2024 14:45
08/03/2024	BALIMB	Initial	03/03/2024	08/03/2024 12:00	08/03/2024 11:04
11/03/2024	BALIMB	Initial	04/03/2024	11/03/2024 12:00	11/03/2024 11:01
12/03/2024	BALIMB	Initial	05/03/2024	12/03/2024 12:00	12/03/2024 11:05
13/03/2024	BALIMB	Initial	06/03/2024	13/03/2024 12:00	13/03/2024 10:59
14/03/2024	BALIMB	Initial	07/03/2024	14/03/2024 12:00	14/03/2024 11:12
15/03/2024	BALIMB	Initial	08/03/2024	15/03/2024 12:00	14/03/2024 16:16
15/03/2024	BALIMB	Initial	09/03/2024	15/03/2024 12:00	14/03/2024 16:19
15/03/2024	BALIMB	Initial	10/03/2024	15/03/2024 12:00	15/03/2024 11:06
19/03/2024	BALIMB	Initial	11/03/2024	19/03/2024 12:00	19/03/2024 11:01
19/03/2024	BALIMB	Initial	12/03/2024	19/03/2024 12:00	19/03/2024 11:55
20/03/2024	BALIMB	Initial	13/03/2024	20/03/2024 12:00	20/03/2024 11:10
21/03/2024	BALIMB	Initial	14/03/2024	21/03/2024 12:00	21/03/2024 11:01
22/03/2024	BALIMB	Initial	15/03/2024	22/03/2024 12:00	21/03/2024 15:45
22/03/2024	BALIMB	Initial	16/03/2024	22/03/2024 12:00	21/03/2024 16:46
22/03/2024	BALIMB	Initial	17/03/2024	22/03/2024 12:00	22/03/2024 11:32
25/03/2024	BALIMB	Initial	18/03/2024	25/03/2024 12:00	25/03/2024 11:01
26/03/2024	BALIMB	Initial	19/03/2024	26/03/2024 12:00	26/03/2024 11:18
27/03/2024	BALIMB	Initial	20/03/2024	27/03/2024 12:00	27/03/2024 11:07
28/03/2024	BALIMB	Initial	21/03/2024	28/03/2024 12:00	28/03/2024 11:03
02/04/2024	BALIMB	Initial	22/03/2024	02/04/2024 12:00	02/04/2024 06:50
02/04/2024	BALIMB	Initial	23/03/2024	02/04/2024 12:00	02/04/2024 06:53
02/04/2024	BALIMB	Initial	24/03/2024	02/04/2024 12:00	02/04/2024 07:50
02/04/2024	BALIMB	Initial	25/03/2024	02/04/2024 12:00	02/04/2024 08:05
02/04/2024	BALIMB	Initial	26/03/2024	02/04/2024 12:00	03/04/2024 10:03
03/04/2024	BALIMB	Initial	27/03/2024	03/04/2024 12:00	03/04/2024 10:07
04/04/2024	BALIMB	Initial	28/03/2024	04/04/2024 12:00	04/04/2024 10:07
05/04/2024	BALIMB	Initial	29/03/2024	05/04/2024 12:00	04/04/2024 13:42
05/04/2024	BALIMB	Initial	30/03/2024	05/04/2024 12:00	04/04/2024 14:42
05/04/2024	BALIMB	Initial	31/03/2024	05/04/2024 12:00	05/04/2024 10:04

Table 36 – Initial Settlement Publication times March 2024

12 Appendix D: List of Queries by Type

Date Sent	Due Date	Query Ref No.	Charge Component
04/01/2024	31/01/2024	#18139	CIMB
09/01/2024	06/02/2024	#18169	CFC
16/01/2024	13/02/2024	#18206	CIMB
18/01/2024	15/02/2024	#18228	CCP
18/01/2024	29/02/2024	#18232	CIMB
19/01/2024	16/02/2024	#18244	CFC
06/02/2024	04/03/2024	#18364	CIMB
06/02/2024	04/03/2024	#18366	CIMB
08/02/2024	06/03/2024	#18391	CIMB
08/02/2024	06/03/2024	#18392	CIMB
08/02/2024	06/03/2024	#18397	CCURL
12/02/2024	08/03/2024	#18411	CDISCOUNT
21/02/2024	20/03/2024	#18472	CIMB
21/02/2024	20/03/2024	#18474	CIMB
26/02/2024	25/03/2024	#18499	CIMB
26/02/2024	25/03/2024	#18500	CIMB
26/02/2024	25/03/2024	#18503	CIMB
26/02/2024	09/04/2024	#18504	CIMB
01/03/2024	29/03/2024	#18548	CIMB
05/03/2024	03/04/2024	#18575	CUNIMB
19/03/2024	16/04/2024	#18679	CIMB
26/03/2024	23/04/2024	#18715	CUNIMB

Table 37 - Upheld Queries: January – March 2024

Date Sent	Due Date	Query Ref No.	Charge Component
08/01/2024	02/02/2024	#18161	CIMB
08/01/2024	02/02/2024	#18162	CIMB
08/01/2024	02/02/2024	#18163	CIMB
07/02/2024	05/03/2024	#18380	CIMB
07/02/2024	05/03/2024	#18379	CIMB
07/02/2024	05/03/2024	#18381	CIMB
08/02/2024	06/03/2024	#18382	CIMB
08/02/2024	06/03/2024	#18395	CIMB
08/02/2024	06/03/2024	#18396	CIMB
13/02/2024	26/03/2024	#18421	CFC
15/02/2024	13/03/2024	#18433	CDISCOUNT
13/03/2024	11/04/2024	#18640	CUNIMB

Table 38 – Not Upheld Queries: January – March 2024

Date Sent	Due Date	Query Ref No.	Charge Component
11/03/2024	23/04/2024	#18627	CCP
19/03/2024	30/04/2024	#18673	CIMB
22/03/2024	19/04/2024	#18692	CIMB
26/03/2024	23/04/2024	#18714	CUNIMB
26/03/2024	23/04/2024	#18717	CFC
26/03/2024	23/04/2024	#18722	CIMB
27/03/2024	24/04/2024	#18732	CCP
28/03/2024	25/04/2024	#18737	CPREMIUM

Table 39 – Under review Queries: January – March 2024

Date Sent	Due Date	Query Ref No.	Charge Component
04/03/2024	02/04/2024	#18561	CIMB

Table 40 – Rejected Queries: January – March 2024